

Navigating the New Site


What are you trying to do?

- Register
- Log In
- Edit Your Profile
- Submit a Response

Register for NineSights

From the Homepage:

- In the upper right-hand corner of the screen, select "Register"

A screenshot of the NineSights homepage. The top navigation bar includes the NineSights logo, a search icon, and links for Home, Find a Project, Technology Search, Innovation Galleries, Contests, Grand Challenges, Login, and Register. The Register button is highlighted with an orange border and a hand cursor icon. Below the navigation bar, the page content includes a "WHAT IS NINESIGHTS?" section with a brief description, an "INNOVATION GALLERIES" section with a list of logos (Haier, ICL, TATA, Pfizer, SealedAir, SIEMENS), and a "NINESIGMA REQUESTS" section with three categories: Just Added, Ending Soon, and Featured, each with a representative image.

User Registration

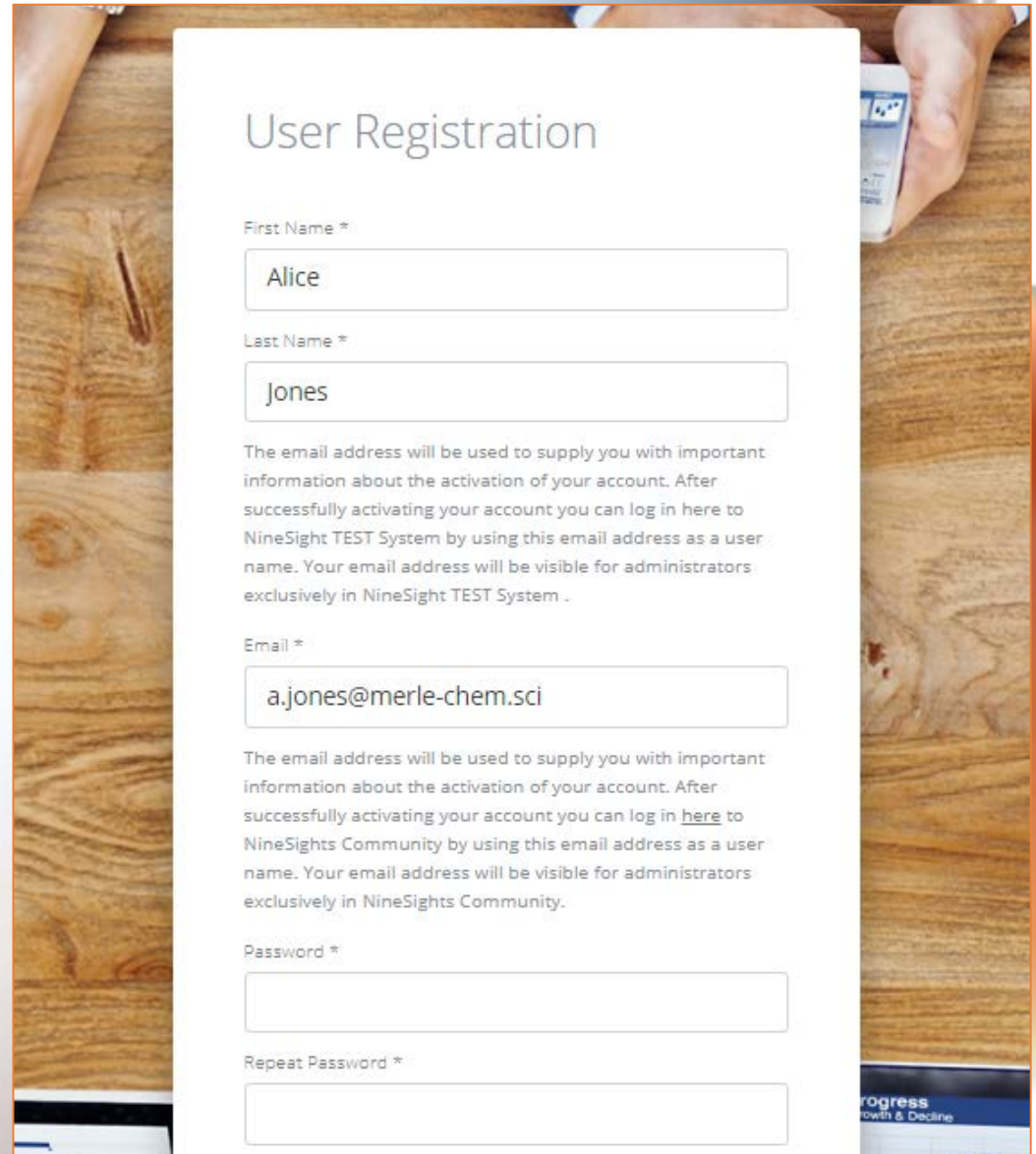
Required information:

- First and Last Name
- A valid email address
- A password

Your email address will be used for logging in.

Minimum requirements for a valid password:

- Password must not contain any whitespaces.
- Password length has to be at least 8 characters.
- Password has to contain at least one letter.
- Password has to contain at least one digit.
- Password must not contain any of the following terms:
 - Your last name, first name or user name
 - Names of week days and months
 - "Password"



The image shows a mobile device screen displaying a 'User Registration' form. The form is titled 'User Registration' and contains several input fields and informational text. The fields are: 'First Name *' with the value 'Alice', 'Last Name *' with the value 'Jones', 'Email *' with the value 'a.jones@merle-chem.sci', 'Password *', and 'Repeat Password *'. There are two paragraphs of text explaining that the email address will be used for account activation and login, and that it will be visible to administrators. The background of the screen shows a person's hand holding the device over a wooden surface.

User Registration

First Name *

Last Name *

The email address will be used to supply you with important information about the activation of your account. After successfully activating your account you can log in [here](#) to NineSight TEST System by using this email address as a user name. Your email address will be visible for administrators exclusively in NineSight TEST System .

Email *

The email address will be used to supply you with important information about the activation of your account. After successfully activating your account you can log in [here](#) to NineSights Community by using this email address as a user name. Your email address will be visible for administrators exclusively in NineSights Community.


Password *

Repeat Password *

Logging into NineSights

From the Homepage:

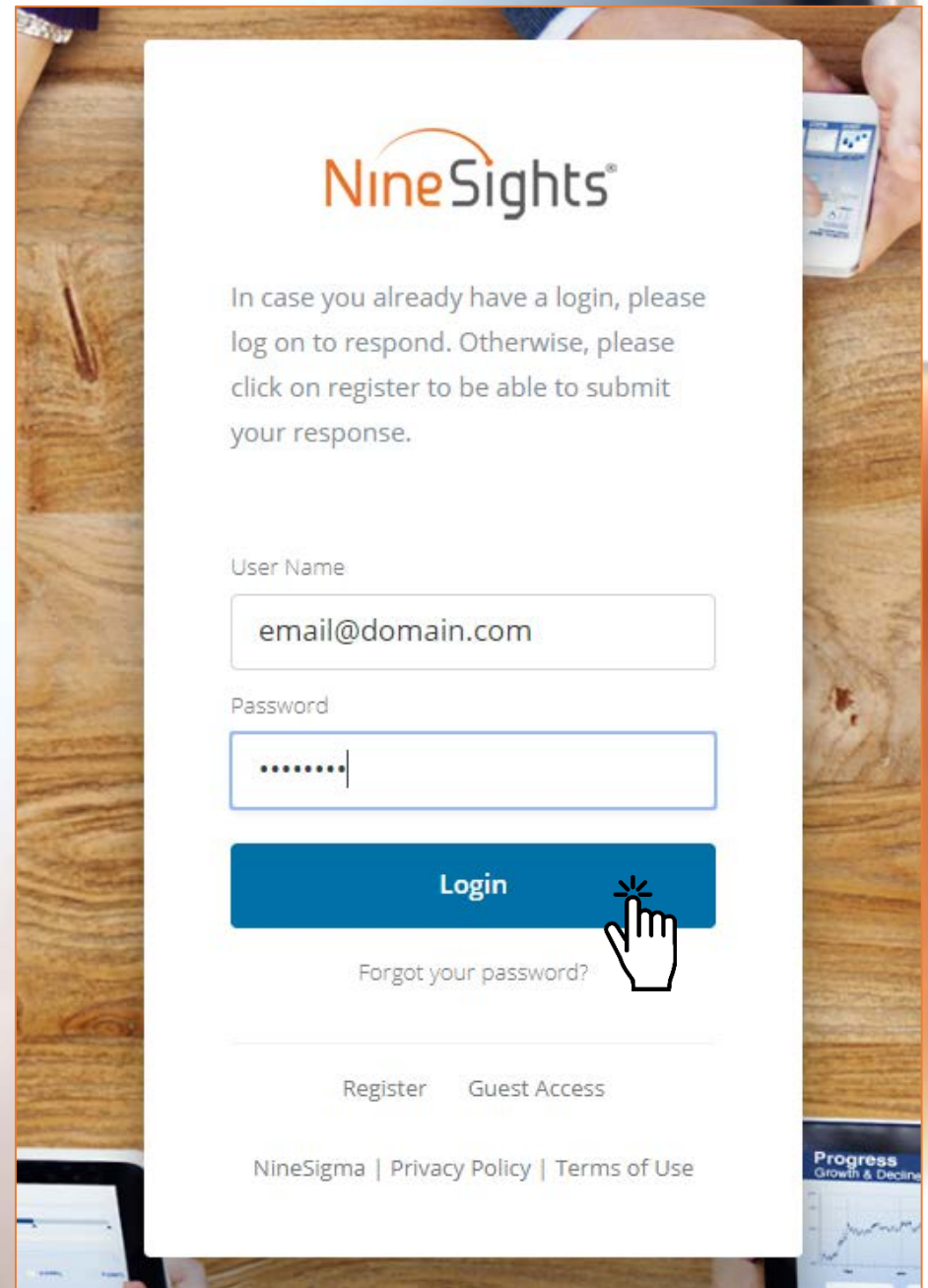
- In the upper right-hand corner of the screen, select "Login"



Logging into NineSights

You'll see a new screen:

- Enter the email you use with your NineSights account in the User Name field.
- Then enter your password and click "Login".
- If this is your first time logging in on our new system, you will need to reset your password.



Logging into NineSights

The first time you log in, you will be asked to accept our Terms and Conditions.

NineSigma Terms and Conditions

TERMS OF USE AGREEMENT FOR NINESIGHTS OPEN INNOVATION COMMUNITY

(Effective Date: 10/29/2012)

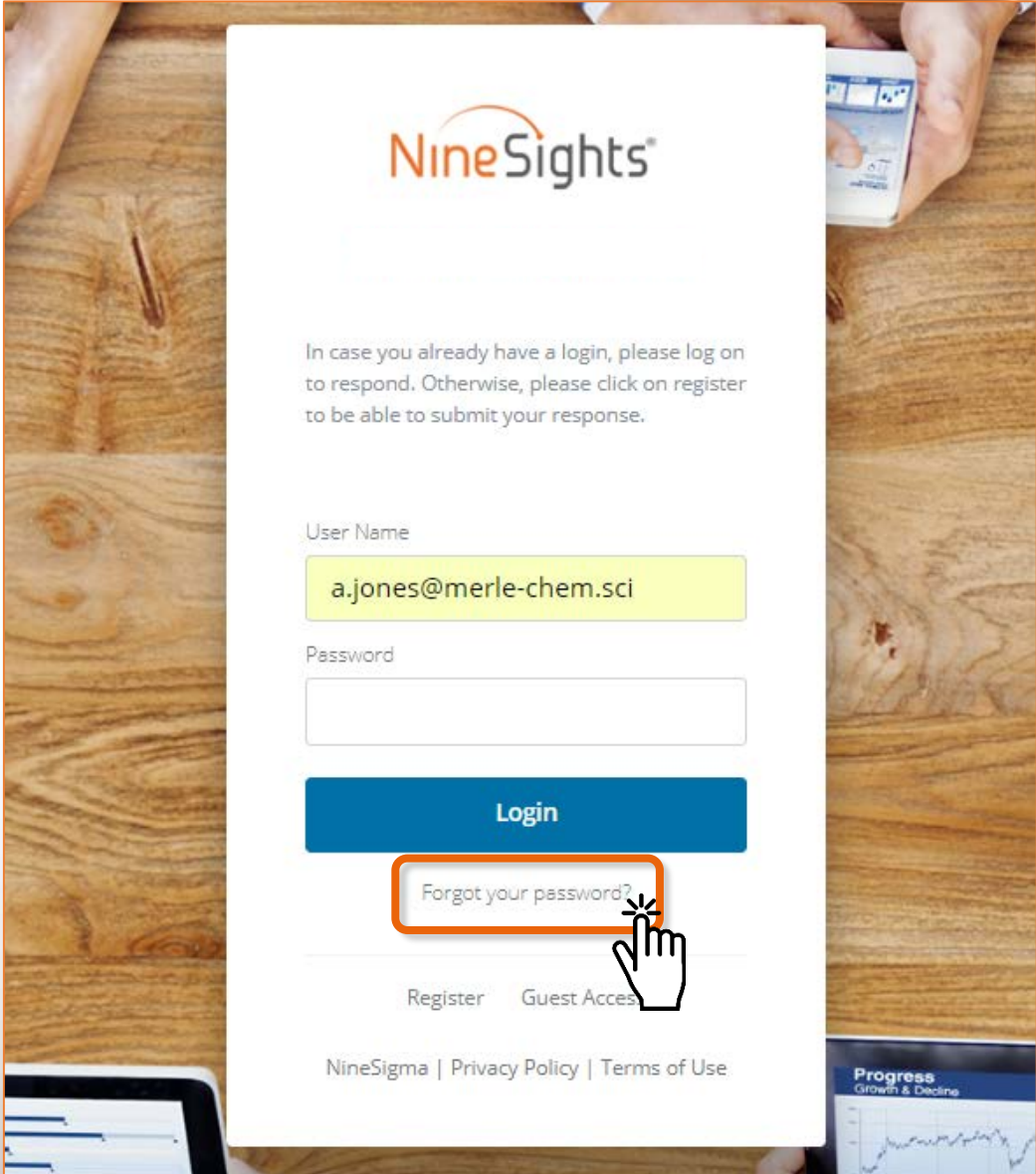
1. SCOPE OF AGREEMENT: NineSigma created the NineSights website ("NineSights") to provide a forum where NineSigma's customers, solution providers, other users, and other interested parties (each, a "User" and collectively, "Users") may NON-CONFIDENTIALLY share information, post needs and technology briefs, comment, provide reviews, vote on prospective features and solutions and engage in conversation threads around open innovation and User marketed products and services. If User is accessing and/or using NineSights on behalf of User's employer or as a consultant or agent of a third party (each, a "Company"), User represents and warrants that User has the authority to act on behalf of and bind Company to the terms of this Terms of Use Agreement ("TOU") and everywhere in this TOU that refers to User, shall also include Company.


2. ACCEPTANCE OF TERMS: Unless otherwise agreed to in a separate signed writing, User's registration on and/or access of NineSights, Content (defined in Section 3 below), or any forums, wikis, blogs, or services provided on NineSights (all "Services"), are subject to this TOU. Additionally, User's use of NineSights, Content, and Services may also be subject to disclaimers, legal notices, click-through agreements, or other legal agreements (any, "Additional Legal Terms"), which may or may not be posted on NineSights where applicable. This TOU and the applicable Additional Legal Terms (together "Controlling Terms") form a legally binding agreement between User and NineSigma regarding User's access and use of NineSights, the Content, and the Services. In the event of a conflict between the terms in this TOU and the Additional Legal Terms, the Additional Legal Terms shall control. By registering on or accessing NineSights, User accepts and agrees to abide by the terms of this TOU. If User does not agree to the terms of this TOU, User must not attempt to access or use NineSights.

Reset Your Password

From the Login screen:

- Use the “Forgot Password” link.
- Enter the email for your account and click “Send”
- The system will send you an email with instructions on how to reset your password.

A screenshot of the NineSights login interface. The page is white with the NineSights logo at the top. Below the logo is a message: "In case you already have a login, please log on to respond. Otherwise, please click on register to be able to submit your response." There are two input fields: "User Name" containing "a.jones@merle-chem.sci" and "Password" which is empty. Below these is a blue "Login" button. A link labeled "Forgot your password?" is highlighted with an orange border and a hand cursor icon. At the bottom, there are links for "Register" and "Guest Access", and footer text: "NineSigma | Privacy Policy | Terms of Use".



In case you already have a login, please log on to respond. Otherwise, please click on register to be able to submit your response.

User Name
a.jones@merle-chem.sci

Password

Login

[Forgot your password?](#)


[Register](#) [Guest Access](#)

NineSigma | [Privacy Policy](#) | [Terms of Use](#)

Editing your Profile

From the homepage:

- In the upper right-hand corner of the screen click on the profile icon.
- Select "Profile" from the dropdown menu.
- All changes you make will be saved automatically when you click out of a field.

A screenshot of the NineSights website homepage. The navigation bar at the top includes links for Home, Find a Project, Control Center, Technology Search, Innovation Galleries, Contests, and Grand Challenges, along with a search icon and a profile icon. A dropdown menu is open from the profile icon, showing options for PROFILE and LOG OUT. The main content area features a "WHAT IS NINESIGHTS?" section, an "INNOVATION GALLERIES" section with logos for Pepsico, gsk, V, Mondelez International, subsea 7, and Unilever, and a "NINESIGMA REQUESTS" section with sub-sections for Just Added, Ending Soon, and Featured.

NineSights® Home Find a Project Control Center Technology Search Innovation Galleries Contests Grand Challenges Q

PROFILE
LOG OUT

WHAT IS NINESIGHTS?

NineSights is a secure, collaborative community connecting innovators with problems of all sizes. We invite you to explore our Grand Challenges, RFPs, Needs, and other publications or post on the Community Help forums with your questions and comments!

INNOVATION GALLERIES

Select a gallery below to learn more.

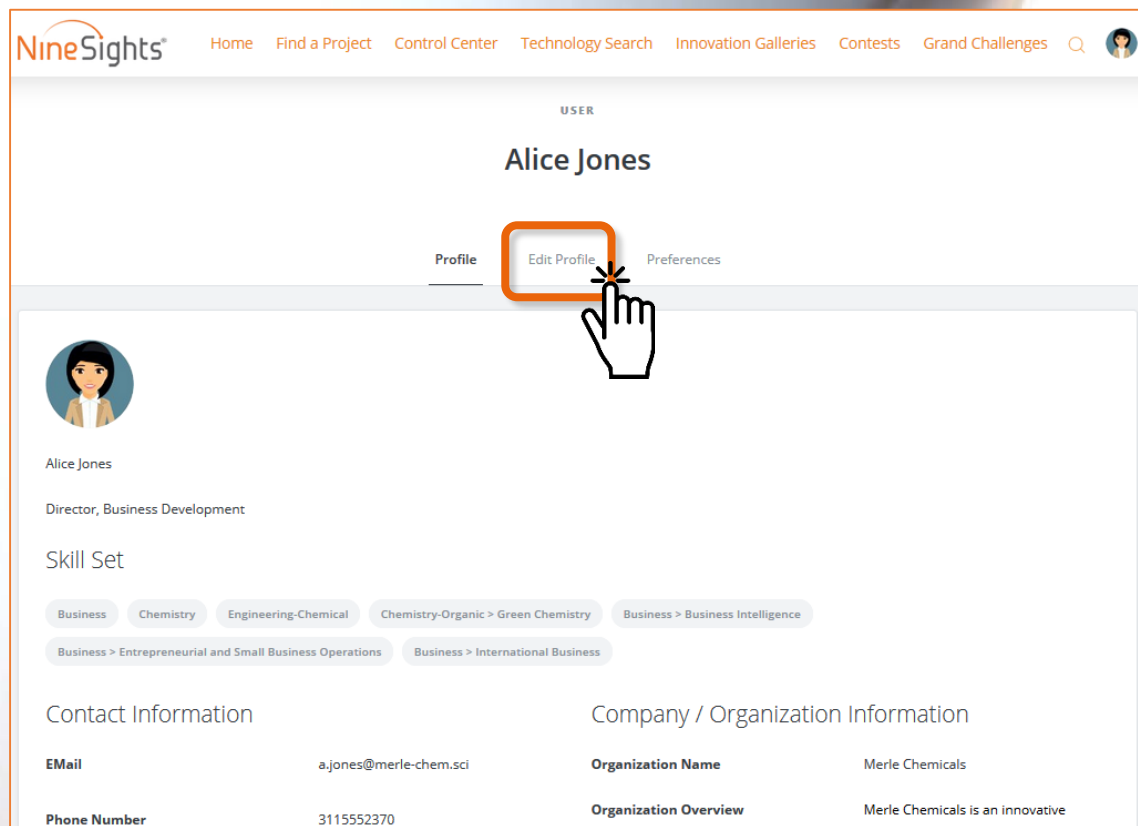
PEPSICO gsk V Mondelez International subsea 7 Unilever

NINESIGMA REQUESTS

Just Added Ending Soon Featured

Editing your Profile

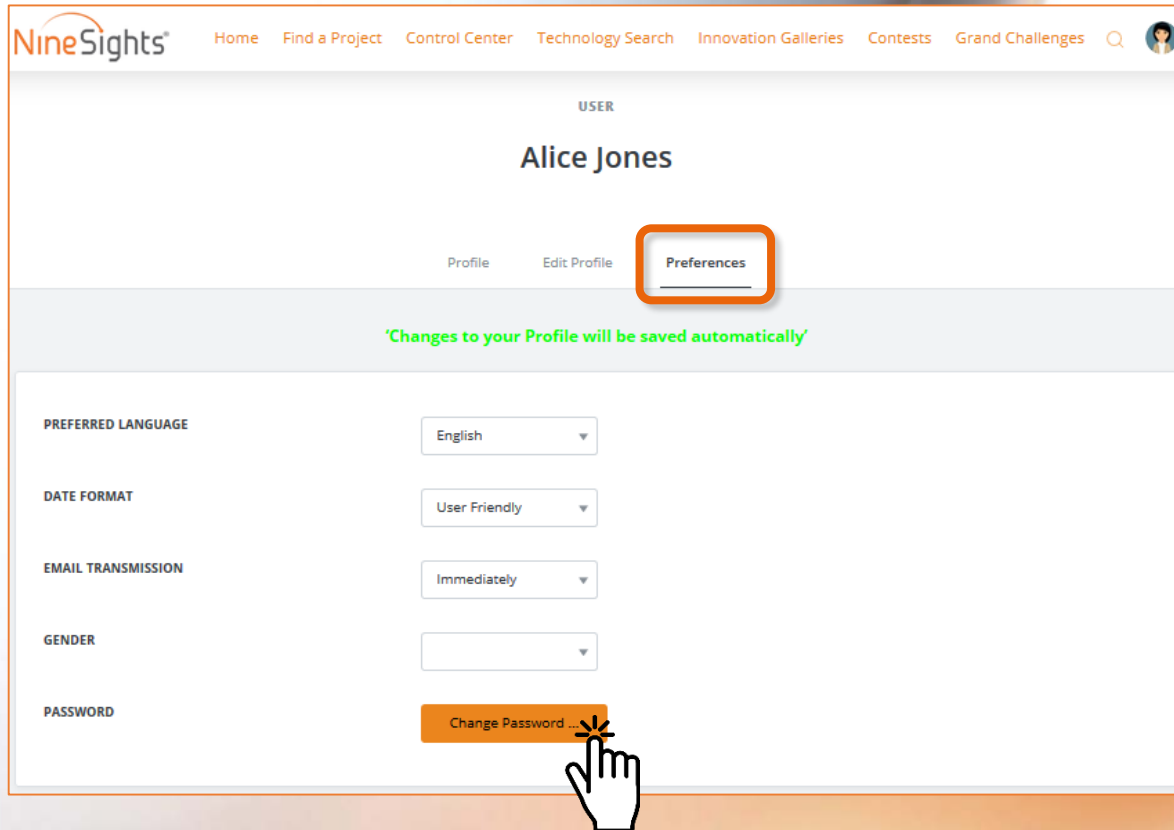
- Select Edit Profile
- All changes you make will be saved automatically when you click out of a field.
- The more complete your profile is, the easier it will be for NineSigma to know what communications to send to you.
- Your name, contact information, and company are shared with our Client when you respond to a Project.



Changing Your Password

From your profile:

- Go to the Preferences Tab
- Use the “Change Password” option
- NineSights now supports both English and Japanese – you may change your language preference on the Preferences Tab.

A screenshot of the NineSights user profile page. The page header includes the NineSights logo and navigation links: Home, Find a Project, Control Center, Technology Search, Innovation Galleries, Contests, and Grand Challenges. The user's name, Alice Jones, is displayed. Below the name are three tabs: Profile, Edit Profile, and Preferences, with the Preferences tab highlighted by an orange box. A green message states: "Changes to your Profile will be saved automatically". The main content area shows several settings: PREFERRED LANGUAGE (English), DATE FORMAT (User Friendly), EMAIL TRANSMISSION (Immediately), and GENDER (empty dropdown). The PASSWORD section has a "Change Password ..." button, which is highlighted by a hand cursor icon.

Submitting a Response

From a Project Page:

- Click on the blue “Respond” button in the upper right or lower right on your screen.
- Fill in the requested information. Your Draft will save automatically as you click out of a text section.
- Check the box verifying that you are not submitting any confidential information.
- Click on the blue “Submit” button.

The screenshot shows the project page for 'Unwanted Bitterness and Astringency Masking' under the 'NEED' category. The status is 'NEED IS OPEN'. A 'Respond' button is highlighted in the top right corner with a hand cursor. Below the title, there is a table with the following information:

Request Number	792	Point of Contact	Carver Full Edit
Description	As a business, we are continually striving to enhance the experience associated with consuming our beverages. Solutions for masking bitterness and astringency are being sought as an alternative to known sugar and sweeteners solutions. The solutions provided are seen as offering a route to allowing new flavour developments for our beverage portfolio.		
Background	Ingredients and technologies that can offer unwanted bitterness and astringency masking in beverage applications are of interest.		

The screenshot shows the 'How to Submit' section of the response form. It includes the following instructions:

1. Check the box to confirm there is no confidential information in your Response
2. Click 'Submit'
3. You will receive confirmation that your Response has been submitted

Below the instructions, there is a section titled 'CHECK THE BOX TO SUBMIT *' with a red warning message: 'By Submitting this information you certify that it does not and will not be deemed to contain any confidential information of any kind whatsoever.' A checkbox with a blue checkmark is highlighted with a hand cursor. At the bottom right, a 'Submit' button is highlighted with a hand cursor.


What's new?

- Your Control Center
- Notifications
- Visualizing the Workflow

Finding Your Control Center

Your Control Center has moved.

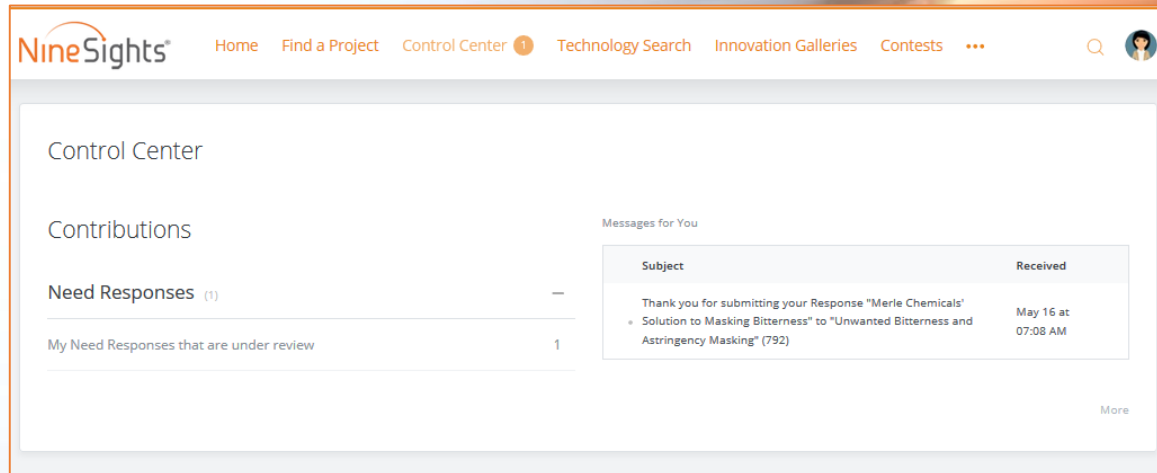
- Find it after “Find a Project” in the main menu bar.
- You’ll see a number next to your Control Center indicating any unread notifications.



What's in Your Control Center

From your Control Center, you can:

- Access all of your responses – whether in Draft or Submitted.
- Read any notifications from our system regarding the status of your responses.

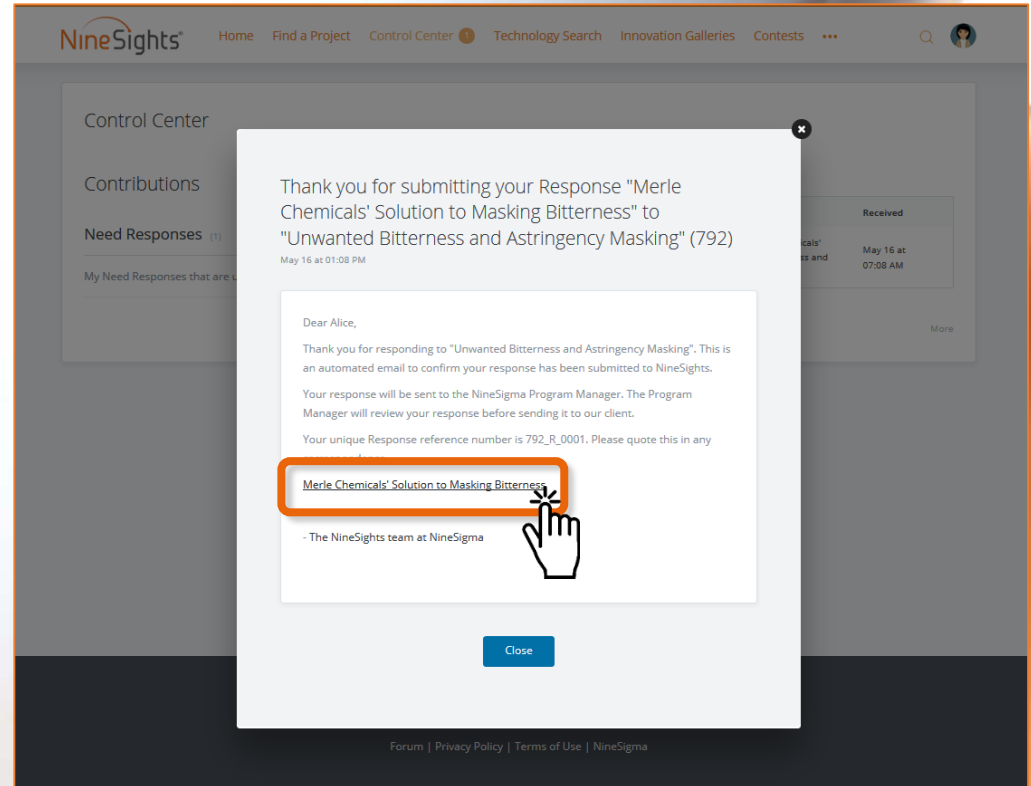


The screenshot shows the NineSights Control Center interface. The navigation bar includes links for Home, Find a Project, Control Center (with a notification icon), Technology Search, Innovation Galleries, and Contests. The main content area is titled 'Control Center' and lists 'Contributions'. Under 'Need Responses (1)', there is a link for 'My Need Responses that are under review' with a count of 1. A 'Messages for You' section displays a notification: 'Thank you for submitting your Response "Merle Chemicals" - Solution to Masking Bitterness" to "Unwanted Bitterness and Astringency Masking" (792)' received on May 16 at 07:08 AM. A 'More' link is visible at the bottom right of the messages section.

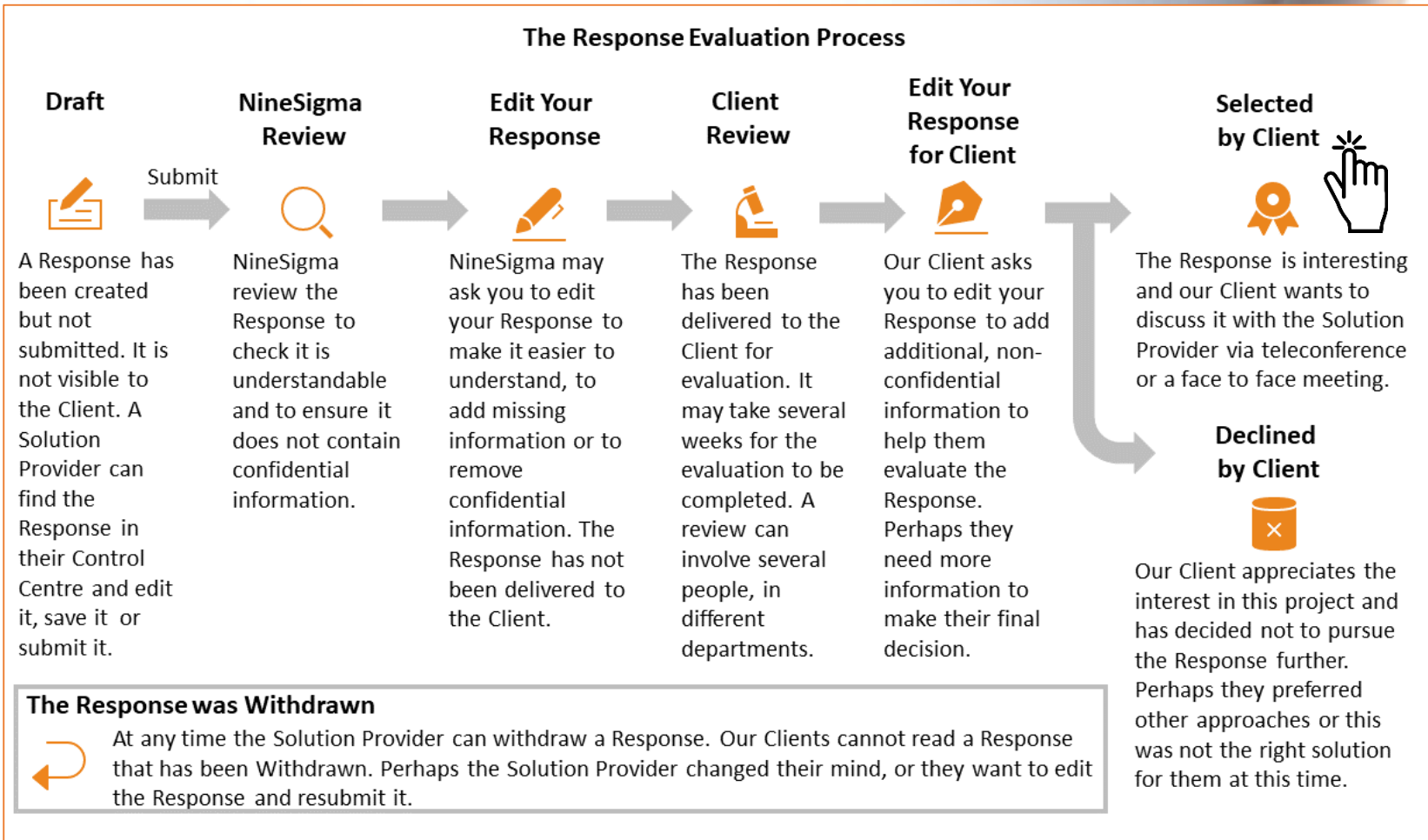
When Do You Get Notifications?

You will receive notifications when:

- Your Response has been successfully submitted.
- The Program Manager requests additional information.
- The Program Manager approves your Response and sends it to our Client.
- Our Client requests additional information.
- Our Client declines your proposal.
- Our Client selects your proposal.




The NineSights Workflow



What is the status of your response?

- When you view your response, you should see the workflow diagram along the top.
- As you reach each step, it will turn orange in the diagram.

A screenshot of the NineSights web application interface. At the top, there is a navigation bar with the NineSights logo and links for Home, Find a Project, Control Center, Technology Search, Innovation Galleries, Contests, and Grand Challenges. Below the navigation bar, the page title is "Merle Chemicals' Solution to Masking Bitterness". Underneath the title, there is a breadcrumb trail: "Unwanted Bitterness and Astringency Masking > Suntory Gallery". The main content area features a horizontal workflow diagram with six steps: "Draft", "Submit", "NineSigma Review", "Edit Your Response", "Client Review", "Edit Your Response for Client", and "Selected by Client". The "NineSigma Review" step is highlighted with an orange border, indicating the current status of the response. The text "NEED RESPONSE" is visible on the left side of the workflow area, and "STATUS: NINESIGMA REVIEW" is visible on the right side.

For additional information see our FAQ's or email our Help Desk at phd@ninesigma.com